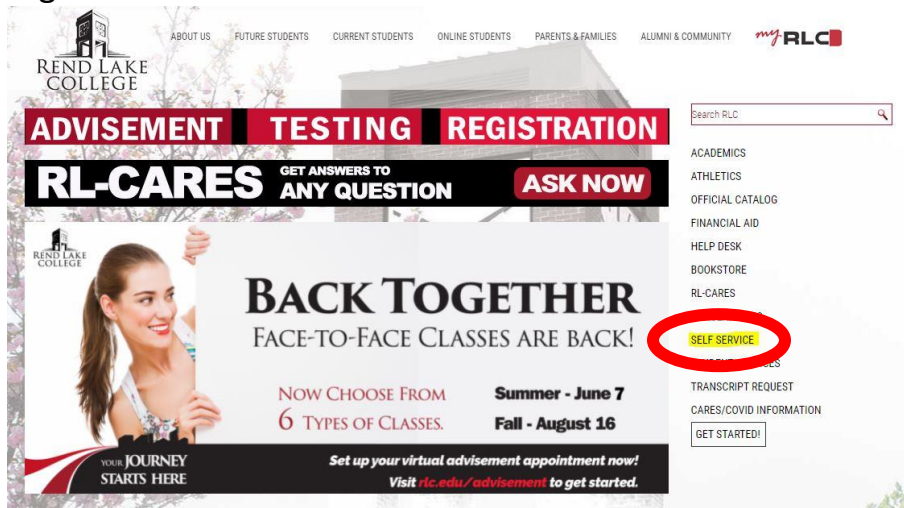


Student Sign-in to Self-Service

Go to www.rlc.edu

Look at the right hand side of the site and select Self Service.



REND LAKE COLLEGE

ABOUT US FUTURE STUDENTS CURRENT STUDENTS ONLINE STUDENTS PARENTS & FAMILIES ALUMNI & COMMUNITY myRLC

ADVISEMENT TESTING REGISTRATION

RL-CARES GET ANSWERS TO ANY QUESTION ASK NOW

SEARCH RLC

ACADEMICS
ATHLETICS
OFFICIAL CATALOG
FINANCIAL AID
HELP DESK
BOOKSTORE
RL-CARES
SELF SERVICE
TRANSCRIPT REQUEST
CARES/COVID INFORMATION
GET STARTED!

YOUR JOURNEY STARTS HERE

BACK TOGETHER
FACE-TO-FACE CLASSES ARE BACK!

NOW CHOOSE FROM 6 TYPES OF CLASSES. Summer - June 7 Fall - August 16

Set up your virtual advisement appointment now!
Visit rlc.edu/advisement to get started.

Use your **Username** to sign in. (Format: *academic\username*) Your username will be your last name, first initial, and the four numbers at the end. Should look similar to this: *smithj1234*.

Sign in


Students – Type *academic\username*
Faculty/Staff – Type *admin-dm\username*
For help, [click here](#)

User Name

Next

Click on Students.

Sign in with one of these accounts



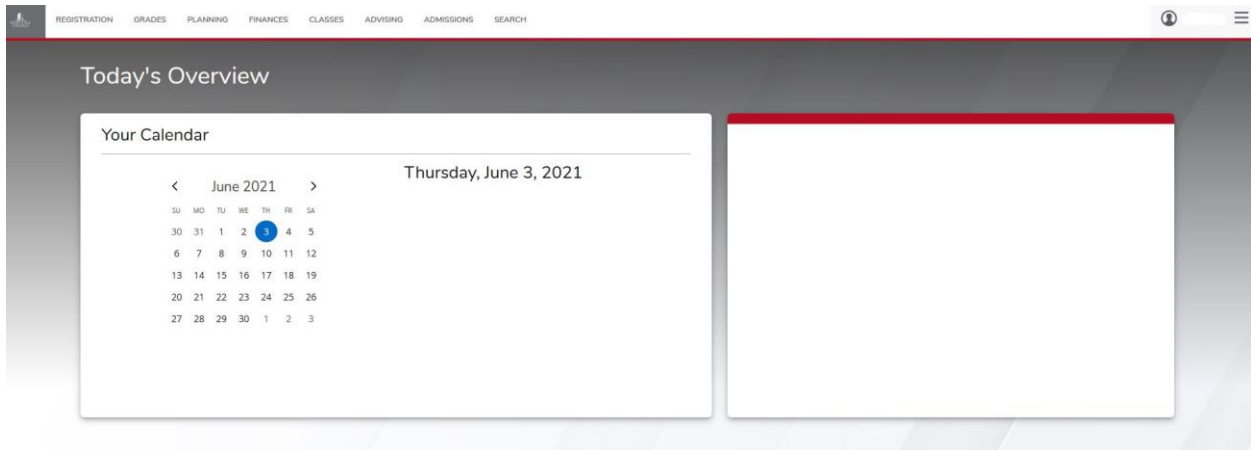
Use your **Username** (Format: *academic\username*), same from earlier, and **password** and click sign in.

Sign in with your organizational account

Sign in

Please use **academic\username** to sign-in. Go to the [RLC IT Help Desk](#) for more information.

When you see the following screen, you are in Self Service!



If you need any further assistance, you may contact the Help Desk at 618-437-5321 ext 1259 or by email at Help-Desk@rlc.edu.

Please remember, do NOT provide sensitive information (i.e. username or password) in the email. A name, phone number, and brief description is all that should be included with the email.

Please visit <https://www.rlc.edu/it-help-desk> for current hours of operation. Any calls or emails received after hours, will be responded to the next business day.